

EXPLORE WITH GLOBALSTAT
WHAT RECENT DATA CAN TELL US
ABOUT THE SITUATION OF
WOMEN IN EUROPE AND THE WORLD!

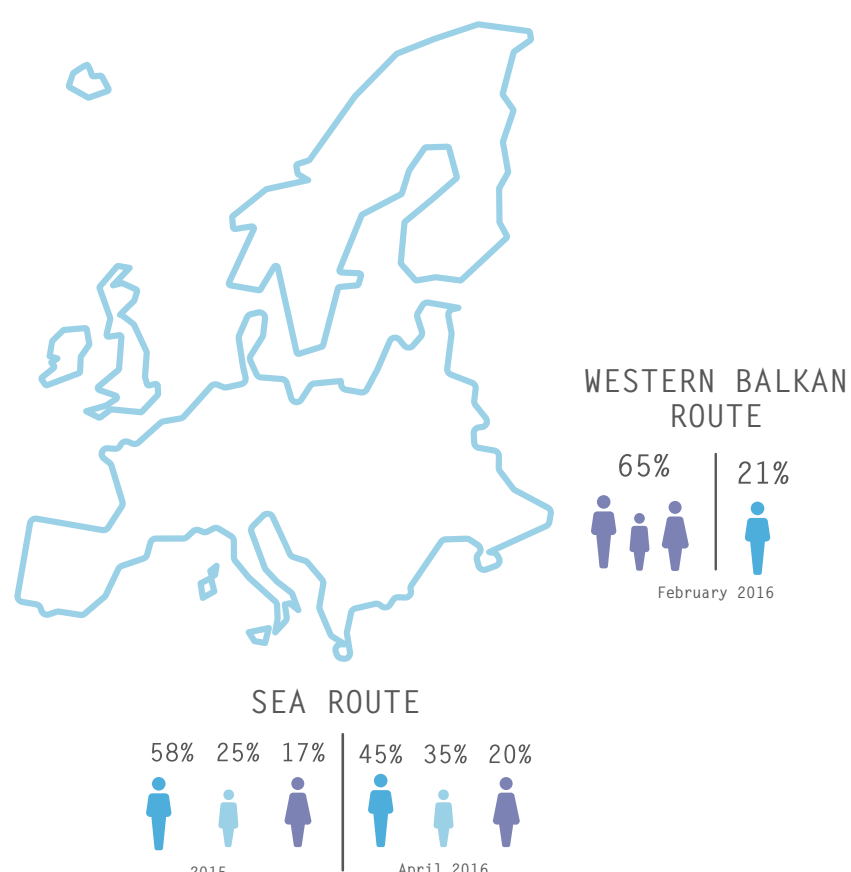
REFUGEES,
MIGRATION AND
CITIZENSHIP



DEMOGRAPHIC PROFILING OF
REFUGEES AND MIGRANTS

In 2015 **1,015,078** refugees and migrants arrived in the EU by sea, while 181,673 arrivals were estimated from January to April 2016.

Source: REACH Resource Centre and UNHCR, 2016.



EMPLOYMENT
AND SOCIAL
AFFAIRS



WORLDWIDE
WOMEN STILL
EARN BETWEEN
10-30% LESS
THAN MEN

Globally, 2/3 of working age men and 1/2 of working age women are part of the **labour force**.

In 2014 women's gross hourly earnings were on average 16.1% below those of men in the EU-28 and 16.5% below male average hourly earnings in the **Euro Area**.

Source: UN Statistics Division, 2015 and Eurostat, 2016.

IN THE EU THE GENDER PAY GAP VARIES BETWEEN

25.4% AVERAGE



2.9% Slovenia (min)

28.3% Estonia (max)

WOMEN'S
EMPOWERMENT,
LEADERSHIP AND
PARTICIPATION

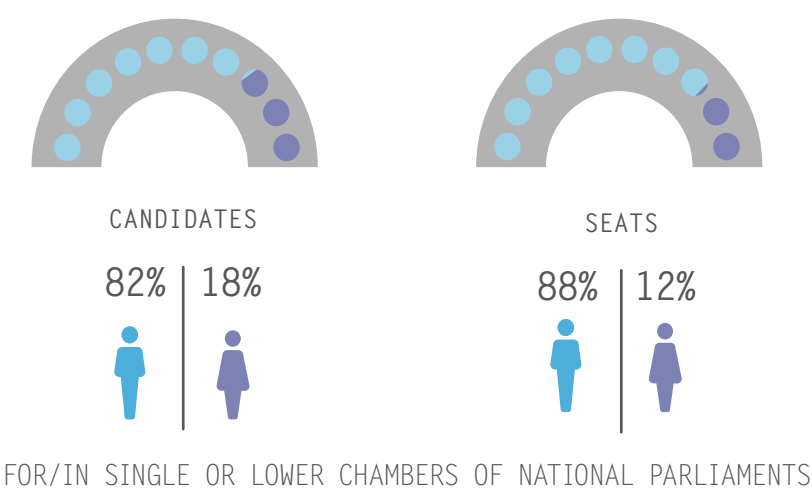


WORLDWIDE MEN AND WOMEN
REPRESENTED ON AVERAGE
IN 2015

In 2015 women presided in 28 out of 190 countries (15%) over lower/single houses of **parliament** and in 15 out of 76 countries (20%) over upper houses/senates.

In 2016 10% of the heads of state or government within the **European Council** are women. Women held 37% of the seats in the **European Parliament** and account for 33% of the **European Commission** College.

Source: UN Statistics Division, 2015 and Openpolis, 2016.



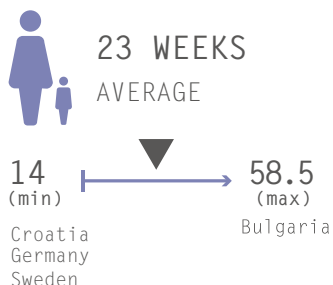
FOR/IN SINGLE OR LOWER CHAMBERS OF NATIONAL PARLIAMENTS

SEXUAL AND
REPRODUCTIVE
POLITICS




EUROPEAN UNION

MATERNITY LEAVE



PATERNITY LEAVE



Maternity/Paternity leave: leave from work for mothers/fathers in the period immediately preceding and following birth; in contrast to this parental leave follows maternity/paternity leave and can be taken by either parent.

In 1995, globally, 38% of countries provided **maternity leave**, while only 27% had **paternity leave** provisions in place. Following a general upward trend since 1995, in 2013 53% of countries foresaw maternity leave and 48% also paternity leave.

Source: EP and UN Statistics Division, 2015.

VIOLENCE
AGAINST
WOMEN



IN SOME
REGIONS
PREVALENCE OF
PSYCHOLOGICAL
VIOLENCE IS
HIGHER THAN




The highest lifetime experience of **psychological violence** is in Latin America, the Caribbean, Oceania and developed countries.

These regions report prevalences higher than 40% in more than half of their states.

Source: UN Statistics Division, 2015.

WORLDWIDE
PREVALENCE
OF PHYSICAL
AND/OR SEXUAL
VIOLENCE IS AT



ROLE OF WOMEN
IN CONFLICTS
AND PEACEMAKING



WOMEN'S PARTICIPATION
INCREASES THE
PROBABILITY OF PEACE
AGREEMENTS

In 2014 **half of all signed peace agreements** included references to women, peace and security (such as sexual & gender-based violence or participation of women).

Between 1992 and 2011 fewer than 4% of signatories to peace agreements and less than 10% of negotiators were women.

Source: UN Women, 2015.

